

# A Nucleophilic Strategy for Enantioselective Intermolecular $\alpha$ -Amination: Access to Enantioenriched $\alpha$ -Arylamino Ketones

Dillon H. Miles, Joan Guasch, and F. Dean Toste\*

Chemical Sciences Division, Lawrence Berkeley National Laboratory, Berkeley, California 94720, United States

Department of Chemistry, University of California, Berkeley, California 94720, United States

**S** Supporting Information

**ABSTRACT:** The enantioselective addition of anilines to azoalkenes was accomplished through the use of a chiral phosphoric acid catalyst. The resulting  $\alpha$ -arylamino hydrazones were obtained in good yields and excellent enantioselectivities and provide access to enantioenriched  $\alpha$ -arylamino ketones. A serendipitous kinetic resolution of racemic  $\alpha$ -arylamino hydrazones is also described.

The formation and functionalization of amines has been an area of continuous interest in synthetic chemistry; numerous applications exist in the production of both pharmaceuticals and agrochemicals. The asymmetric  $\alpha$ -amination of carbonyl moieties has emerged as an area of great interest over the past decade,<sup>1</sup> with recent examples utilizing chiral Brønsted or Lewis acid,<sup>2</sup> enamine,<sup>3</sup> and Brønsted base<sup>4</sup> catalysis as synthetic strategies to achieve high levels of enantioselectivity. Interestingly, the majority of these approaches utilize electrophilic sources of nitrogen, primarily azodicarboxylates and organonitroso compounds, with subsequent derivatization of the amine functionality (Scheme 1a).<sup>5</sup> While alternative entries into enantioenriched  $\alpha$ -amino carbonyl compounds have been described,<sup>6</sup> highly enantioselective nucleophilic amination reactions remain illusive.<sup>7</sup> A nucleophilic approach would allow for a broader scope of amine functionalization, potentially permitting incorporation of

moieties, such as arylamines, that are challenging to access through electrophilic additions (Scheme 1b).

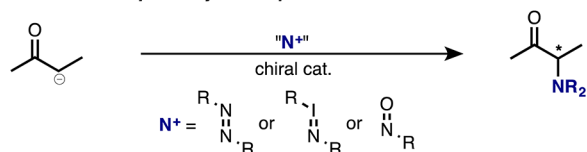
We sought to explore this regime through use of electrophilic azoalkenes which typically undergo 1,4 addition in the presence of various nucleophiles, with Lewis acids occasionally employed to promote reactivity.<sup>8</sup> Following the recent successes of chiral phosphoric acid and phosphate catalysis reported by both our group and others,<sup>9</sup> we envisioned a merger of these two concepts. Activation of an azoalkene by a chiral metal phosphate or phosphoric acid under the appropriate conditions would result in the formation of an activated intermediate. Subsequent nucleophilic attack and deprotonation would yield an enantioenriched  $\alpha$ -amino hydrazine that could undergo hydrolysis to afford the corresponding ketone.

On the basis of a report of copper-catalyzed conjugate addition of amines to azoalkenes,<sup>8b</sup> we selected the reaction of 2-methoxyaniline and azoalkene **1a** catalyzed by copper phosphate Cu(**3a**)<sub>2</sub> (Cu-((*R,R*)-TRIP)<sub>2</sub>)<sup>10</sup> as a model. Under these conditions, the desired product (**2a**) was formed with excellent selectivity, albeit in modest yield with other side products present (Table 1, entry 1). Other Lewis acidic phosphates<sup>11</sup> gave similar reactivity profiles with some reduction in enantioselectivity (Table 1, entries 2–4). Interestingly, we found the desired product was more cleanly formed using the Brønsted acid catalyst H-**3a** ((*R*)-TRIP). Moreover, the enantioselectivity of the reaction was improved when the reaction was conducted in low polarity solvents, benzene being optimal (Table 1, entries 5–8). With a slow background reaction noted (Table 1, entry 13), we focused our attention on catalyst identity as a means to improve the enantioselectivity of the reaction. While use of H-**3b** resulted in slight improvements, the choice of the more sterically demanding H-**3c** catalyst resulted in excellent yield and ee of the desired product (Table 1, entries 9–10). Use of **3d** and **3e**<sup>12</sup> as catalysts gave **2a** in modest yield and selectivity (Table 1, entries 11–12).

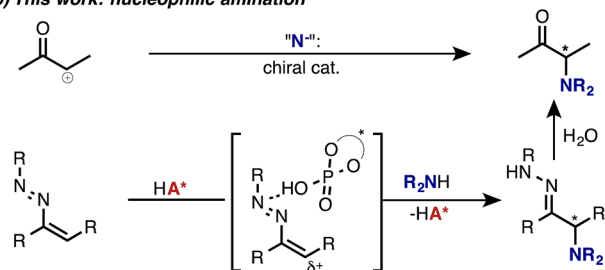
With the optimized conditions in hand, we explored the scope of the nucleophilic  $\alpha$ -amination reaction (Table 2). A range of ortho-, meta-, para-substituted, electron-poor, and electron-rich azoalkenes gave excellent enantioselectivities utilizing 2-methoxyaniline as a nucleophile (Table 2, **2a–f**). Similarly, substitution of the aniline nucleophile was well tolerated, with electron-rich and electron-poor anilines providing adducts with excellent ee, although yields were

## Scheme 1. Enantioselective $\alpha$ -Amination Strategies

(a) Previous work: primarily electrophilic amination




(b) This work: nucleophilic amination



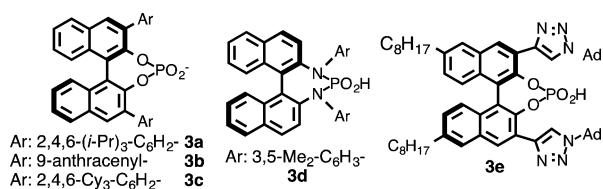
Received: April 30, 2015

Published: June 12, 2015

Table 1. Reaction Optimization<sup>a,b</sup>


entry	cat.	solvent	conv. (%) <sup>c</sup>	yield (%) <sup>c</sup>	ee (%) <sup>d</sup>
1	Cu(3a) <sub>2</sub>	benzene	100	47	93
2	Mg(3a) <sub>2</sub>	benzene	100	23	73
3	Fe(3a) <sub>3</sub>	benzene	100	49	81
4	Zn(3a) <sub>2</sub>	benzene	100	76	72
5	H-3a	benzene	100	52	84
6	H-3a	acetonitrile	100	98	4
7	H-3a	THF	59	46	58
8	H-3a	DCM	100	79	79
9	H-3b	benzene	100	57	86
10	H-3c	benzene	100	68	91
11	3d	benzene	21	6	12
12	3e	benzene	85	48	30 <sup>e</sup>
13	-	benzene	7	4	-
14 <sup>f</sup>	H-3c	benzene	100	63	82

a

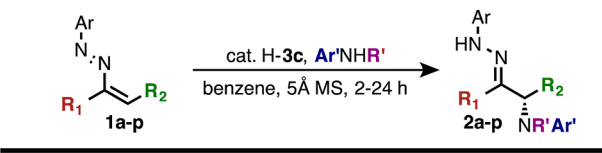


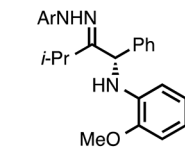
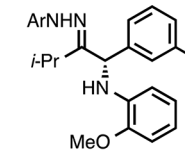
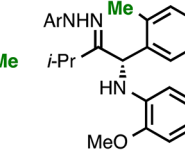
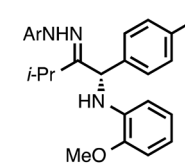
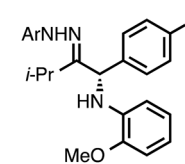
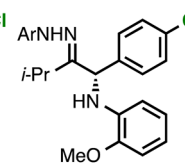
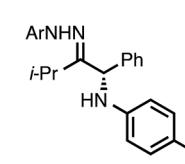
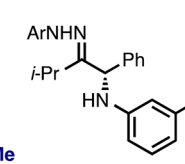
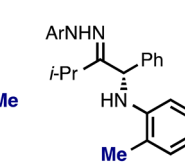
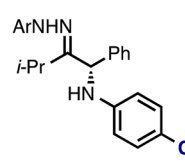
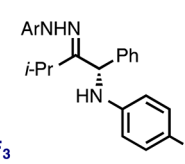
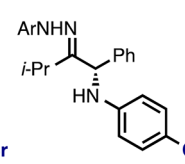
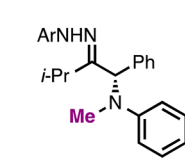
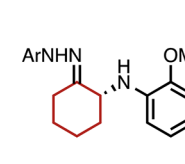
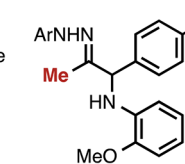
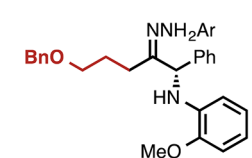
<sup>b</sup>Conditions: Ar'NH<sub>2</sub> (0.025 mmol), **1a** (3 equiv), **3** (0.10 equiv), solvent (0.25 mL), 5 Å MS (25 mg), r.t., 24 h. <sup>c</sup>Determined by <sup>1</sup>H NMR with 1,3-dinitrobenzene as internal standard. <sup>d</sup>Determined by chiral phase HPLC. Absolute stereochemistry was assigned by analogy to **2g** (see SI). <sup>e</sup>Opposite enantiomer. <sup>f</sup>5 Å MS omitted.

slightly diminished in some cases (Table 2, **2g–l**). In all cases, we noted that extended reaction times resulted in product decomposition and lower yields. Encouragingly, addition of *N*-methylaniline proceeded smoothly under the reaction conditions, forming tertiary amine **2m** in excellent enantioselectivity. Additionally, structurally unique products **2n** and **2p** could also be formed in moderate yields and excellent enantioselectivities utilizing catalyst H-3a.

In contrast, subjecting methyl-substituted azoalkene **1o** to similar reaction conditions produced **2o** in modest yield (49%) and excellent ee (90%). Further analysis of this reaction showed that starting material was completely consumed after only 30 min; at this time **2o** was produced in 67% yield but only 16% ee, compared to 90% ee after 14 h. Moreover, further increasing the reaction time to 28 h improved the enantioselectivity to 94%, albeit with a diminished yield of 32%.

This inverse relationship between yield and enantioselectivity is characteristic of a kinetic resolution. We hypothesized that the hydrazone, once formed, might undergo subsequent decomposition by the catalyst, with one enantiomer highly preferred, leading to enantioenrichment of any remaining hydrazone. To test our hypothesis, racemic **2o** was prepared and subjected to the reaction conditions, with the starting material recovered in 92% ee and 36% yield (Scheme 2). Interestingly, if the reaction was stopped after 0.5 h, 30% ee was obtained. When compared with 14% ee obtained from the parent reaction after 0.5 h, this result is consistent with our

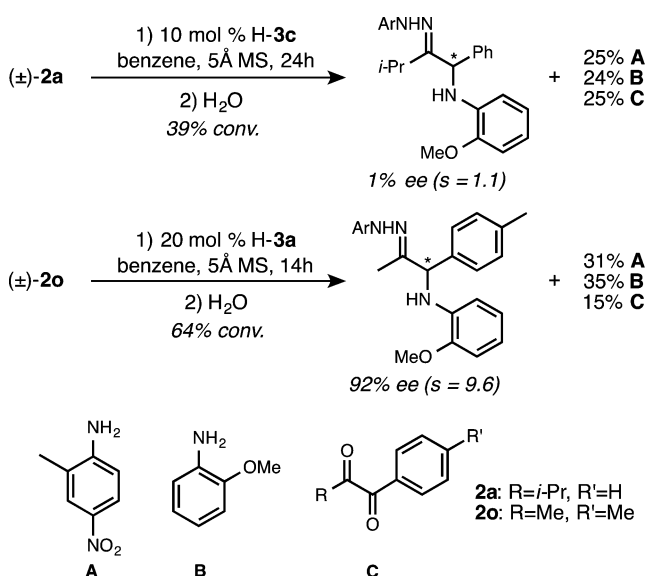
Table 2. Substrate Scope<sup>a</sup>


		
<b>2a</b> : 92%, 92% ee	<b>2b</b> : 87%, 93% ee	<b>2c</b> : 89%, 94% ee
		
<b>2d</b> : 93%, 91% ee	<b>2e</b> : 81%, 93% ee	<b>2f</b> : 92%, 91% ee
		
<b>2g</b> : 72%, 95% ee	<b>2h</b> : 51%, 94% ee	<b>2i</b> : 63%, 89% ee
		
<b>2j</b> : 71%, 91% ee	<b>2k</b> : 86%, 94% ee	<b>2l</b> : 85%, 94% ee
		
<b>2m</b> : 92%, 90% ee	<b>2n</b> : 62%, 90% ee <sup>b</sup>	<b>2o</b> : 49%, 90% ee <sup>c</sup>
		
<b>2p</b> : 70%, 91% ee <sup>d</sup>		

<sup>a</sup>Conditions (see SI for details): **1**, Ar'NHR', H-3c (0.10 equiv), benzene (1 mL), 5 Å MS (100 mg), r.t.; Ar: 2-Me-4-NO<sub>2</sub>-C<sub>6</sub>H<sub>3</sub>-; yields refer to isolated products; ee determined by chiral phase HPLC; absolute stereochemistry was assigned by analogy to **2g** (see SI). <sup>b</sup>5 mol % H-3a; Ar: 4-NO<sub>2</sub>-C<sub>6</sub>H<sub>4</sub>-. <sup>c</sup>20 mol % H-3a. <sup>d</sup>10 mol % H-3a; values are for (*Z*) isomer; (*E*) isomer could not be separated and formed in 18% yield and 42% ee.

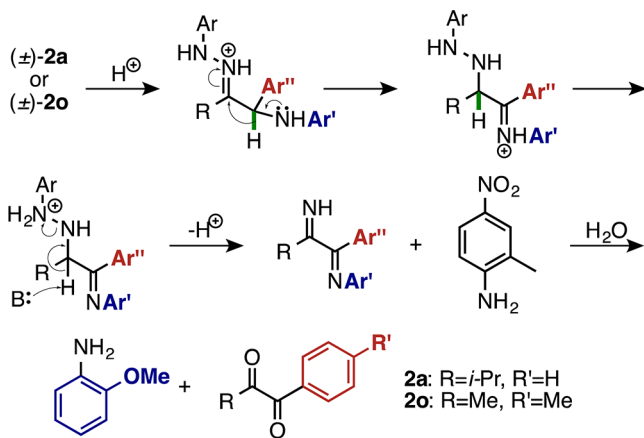
hypothesis: significant enantioenrichment only takes place after the product is formed. Interestingly, subjecting racemic **2a** to analogous reaction conditions resulted in similar decomposition, although with a negligible (1%) amount of enantiomeric excess. This result suggests that the mechanism for formation of enantioenriched **2o** differs from that for generation of nonmethyl substituted azoalkenes.<sup>13</sup>

Analysis of the product mixture derived from the reaction of (±)-**2o** showed that 2-methyl-4-nitro aniline, 1-(4-tolyl)-1,2-

Scheme 2. Kinetic Resolution of ( $\pm$ )-2o

propanedione, and 2-methoxyaniline were formed in modest yields.<sup>14</sup> In the case of racemic 2a, the analogous isopropyl-substituted ketone is similarly observed. On the basis of the formation of these products, a tentative reaction mechanism is posited in Scheme 3. Protonation of the imine nitrogen of 2a or

Scheme 3. Potential Kinetic Resolution Mechanism



2o followed by an aniline-assisted [1,2]-hydride shift yields an intermediate hydrazine, which upon proton transfer and elimination yields a bisimine and 2-methyl-4-nitroaniline. Subsequent hydrolysis yields the remaining products.<sup>15,16</sup>

To demonstrate the utility of this method, the hydrazone products 3 were hydrolyzed in the presence of sacrificial formaldehyde to furnish ketones 4 in good yields while preserving the enantiomeric excess (Table 3).

In summary, a novel strategy for the enantioselective synthesis of  $\alpha$ -aminoketones has been developed. Interaction of a chiral phosphoric acid and an azoalkene promotes addition of anilines, yielding highly enantioenriched  $\alpha$ -amino hydrazones that undergo clean hydrolysis to afford the corresponding ketones. This reaction relies on the nucleophilicity of amines and therefore compliments previous entries to this class of compounds employing electrophilic nitrogen sources. Additionally, the discovery of a chiral phosphoric acid-catalyzed

Table 3. Hydrazone Hydrolysis<sup>a</sup>

Hydrazone 2	Reaction Conditions	Product 4	% yield <sup>b</sup>	% ee <sup>c</sup>
	(CH <sub>2</sub> O) <sub>n</sub> , Amberlyst-15 acetone/H <sub>2</sub> O, 24–48 h, r.t.			
4b			72	93 (93)
4n			84	90 (90)
4o			82	90 (90)

<sup>a</sup>Conditions: 2 (0.06–0.08 mmol), paraformaldehyde (5–8 equiv), Amberlyst 15 (7–10 mg), acetone/H<sub>2</sub>O (10:1 or 1:1), r.t., 24–48 h (see SI for details) Ar': 2-MeO-C<sub>6</sub>H<sub>4</sub>-<sup>b</sup>Isolated yield. <sup>c</sup>Determined by chiral phase HPLC; parentheses indicate ee of parent hydrazine; absolute stereochemistry was assigned by analogy to 2 (see SI).

kinetic resolution is detailed,<sup>17</sup> showing potential for future exploration and expansion. Extension of this methodology to other nucleophiles is currently underway.

## ■ ASSOCIATED CONTENT

### Supporting Information

Experimental details, characterization data for new compounds, and crystallographic data (CIF). The Supporting Information is available free of charge on the ACS Publications website at DOI: 10.1021/jacs.5b04518.

## ■ AUTHOR INFORMATION

### Corresponding Author

\*fdtoste@berkeley.edu

### Notes

The authors declare no competing financial interest.

## ■ ACKNOWLEDGMENTS

We gratefully acknowledge the NIGMS (R01 GM104534) for financial support. J.G. thanks Generalitat de Catalunya for a graduate research fellowship. We gratefully acknowledge College of Chemistry CheXray (NIH Shared Instrumentation Grant S10-RR027172) and Antonio DiPasquale for X-ray crystallographic data. We thank Maolu Li and Tao Wu for initial substrate synthesis and Mark Levin, Andrew Neel, and Chung-Yeh Wu for helpful discussions.

## ■ REFERENCES

- (1) (a) Zhou, F.; Liao, F.-M.; Yu, J.-S.; Zhou, J. *Synthesis* **2014**, *46*, 2983. (b) Vilaivan, T.; Bhanthumnavin, W. *Molecules* **2010**, *15*, 917. (c) Marigo, M.; Jørgensen, K. A. *Chem. Commun.* **2006**, 2001. (d) Janey, J. M. *Angew. Chem., Int. Ed.* **2005**, *44*, 4292.
- (2) *Bronsted acid catalyzed*: (a) Wang, S.-G.; Yin, Q.; Zhuo, C.-X.; You, S.-L. *Angew. Chem., Int. Ed.* **2015**, *54*, 647. (b) Nan, J.; Liu, J.; Zheng, H.; Zuo, Z.; Hou, L.; Hu, H.; Wang, Y.; Luan, X. *Angew. Chem., Int. Ed.* **2015**, *54*, 2356–2360. (c) Yang, X.; Toste, F. D. *J. Am. Chem. Soc.* **2015**, *137*, 3205–3208. *H-bond donor catalyzed*: (d) Konishi, H.; Lam, T. Y.; Malerich, J. P.; Rawal, V. H. *Org. Lett.* **2010**, *12*, 2028. *Ag-catalyzed*: (e) Yanagisawa, A.; Miyake, R.; Yoshida, K. *Org. Biomol. Chem.* **2014**, *12*, 1935. *Mg-catalyzed*: (f) Maji, B.; Baidyaab, M.; Yamamoto, H. *Chem. Sci.* **2014**, *5*, 3941. *Cu-catalyzed*: (g) Lalli, C.; Dumoulin, A.; Lebée, C.; Drouet, F.; Guérineau, V.; Touboul, D.; Gandon, V.; Zhu, J.; Masson, G. *Chem.—Eur. J.* **2015**, *21*, 1704–1712. *Sc-catalyzed*: (h) Li, W.; Liu, X.; Hao, X.; Hu, X.; Chu, Y.; Cao, W.; Qin, S.; Hu, C.; Lin, L.; Feng, X. *J. Am. Chem. Soc.* **2011**, *133*, 15268.

(3) (a) Maji, B.; Yamamoto, H. *Angew. Chem., Int. Ed.* **2014**, *53*, 8714. (b) Kano, T.; Shirozu, F.; Maruoka, K. *Org. Lett.* **2014**, *16*, 1530. (c) Xu, C.; Zhang, L.; Luo, S. *Angew. Chem., Int. Ed.* **2014**, *53*, 4149. (d) Cecere, G.; König, C. M.; Alleva, J. L.; MacMillan, D. W. C. *J. Am. Chem. Soc.* **2013**, *135*, 11521.

(4) (a) Takeda, T.; Terada, M. *J. Am. Chem. Soc.* **2013**, *135*, 15306. (b) Terada, M.; Nakano, M.; Ube, H. *J. Am. Chem. Soc.* **2006**, *128*, 16044.

(5) Electrophilic amine sources in nonenantioselective reactions: (a) McDonald, S. L.; Wang, Q. *Chem. Commun.* **2014**, *50*, 2535. (b) Matsuda, N.; Hirano, K.; Satoh, T.; Miura, M. *Angew. Chem., Int. Ed.* **2012**, *51*, 11827. (c) Miura, T.; Morimoto, M.; Murakami, M. *Org. Lett.* **2012**, *14*, 5214–5217.

(6) *Aza-Benzoin*: (a) DiRocco, D. A.; Rovis, T. *Angew. Chem., Int. Ed.* **2012**, *51*, 5904. *Rh-nitrene*: (b) Anada, M.; Tanaka, M.; Washido, T.; Yamawaki, M.; Abe, T.; Hashimoto, S. *Org. Lett.* **2007**, *9*, 4559. *Rh-carbene N-H insertion*: (c) Xu, B.; Zhu, S.-F.; Zuo, X.-D.; Zhang, Z.-C.; Zhou, Q.-L. *Angew. Chem., Int. Ed.* **2014**, *53*, 3913. *Hypervalent iodine*: (d) Mizar, P.; Wirth, T. *Angew. Chem., Int. Ed.* **2014**, *53*, 5993.  *$\alpha$ -Ketol rearrangements*: (e) Aitken, D. J.; Caboni, P.; Eijsberg, H.; Frongia, A.; Guillot, R.; Ollivier, J.; Piras, P. P.; Secci, F. *Adv. Synth. Catal.* **2014**, *356*, 941. (f) Frongia, A.; Secci, F.; Capitta, F.; Piras, P. P.; Sanna, M. L. *Chem. Commun.* **2013**, *49*, 8812.  *$\alpha$ -Iminol Rearrangement*: (g) Zhang, X.; Staples, R. J.; Rheingold, A. L.; Wulff, W. D. *J. Am. Chem. Soc.* **2014**, *136*, 13971.

(7) (a) Guha, S.; Rajeshkumar, V.; Kotha, S. S.; Sekar, G. *Org. Lett.* **2015**, *17*, 406. (b) Jiang, Q.; Xu, B.; Zhao, A.; Jia, J.; Liu, T.; Guo, C. J. *Org. Chem.* **2014**, *79*, 8750. (c) Vander Wal, M. N.; Dilger, A. K.; MacMillan, D. W. C. *Chem. Sci.* **2013**, *4*, 3075. (d) Evans, R. W.; Zbieg, J. R.; Zhu, S.; Li, W.; MacMillan, D. W. C. *J. Am. Chem. Soc.* **2013**, *135*, 16074. (e) Scarpino Schietroma, D. M.; Monaco, M. R.; Bucalossi, V.; Walter, P. E.; Gentili, P.; Bella, M. *Org. Biomol. Chem.* **2012**, *10*, 4692.

(8) *Cu-catalyzed*: (a) Attanasi, O. A.; Favi, G.; Filippone, P.; Mantellini, F.; Moscatelli, G.; Perrulli, F. R. *Org. Lett.* **2010**, *12*, 468. (b) Attanasi, O.; Filippone, P. *Synthesis* **1984**, 422. *Ti-catalyzed*: (c) Bozzini, S.; Felluga, F.; Nardin, G.; Pizzioli, A.; Pitacco, G.; Valentin, E. *J. Chem. Soc., Perkin Trans. 1* **1996**, 1961. *Thermal*: (d) Bozzini, S.; Gratton, S.; Risaliti, A. *Tetrahedron* **1984**, *40*, 5263. For an excellent discussion of the electrophilicity of 1,2-diaza-1,3-dienes see: (e) Kanzian, T.; Nicolini, S.; De Crescentini, L.; Attanasi, O. A.; Ofial, A. R.; Mayr, H. *Chem.—Eur. J.* **2010**, *16*, 12008.

(9) (a) Parmar, D.; Sugiono, E.; Raja, S.; Rueping, M. *Chem. Rev.* **2014**, *114*, 9047. (b) Mahlau, M.; List, B. *Angew. Chem., Int. Ed.* **2013**, *52*, 518. (c) Phipps, R. J.; Hamilton, G. L.; Toste, F. D. *Nat. Chem.* **2012**, *4*, 603.

(10) Rauniyar, V.; Wang, Z. J.; Burks, H. E.; Toste, F. D. *J. Am. Chem. Soc.* **2011**, *133*, 8486.

(11) (a) Yang, L.; Zhu, Q.; Guo, S.; Qian, B.; Xia, C.; Huang, H. *Chem.—Eur. J.* **2010**, *16*, 1638. (b) Lv, J.; Li, X.; Zhing, L.; Luo, S.; Cheng, J.-P. *Org. Lett.* **2010**, *12*, 1096. (c) Ingle, G. K.; Liang, Y.; Mormino, M. G.; Li, G.; Fronczek, F. R.; Antilla, J. C. *Org. Lett.* **2011**, *13*, 2054. For a review of metal organophosphates in asymmetric catalysis see: (d) Parra, A.; Reboredo, Castro, A. M. M.; Alemán, J. *Org. Biomol. Chem.* **2012**, *10*, 5001.

(12) (a) Nelson, H. M.; Patel, J. S.; Shunatona, H. P.; Toste, F. D. *Chem. Sci.* **2015**, *6*, 170. (b) Neel, A. J.; Hehn, J. P.; Tripet, P. F.; Toste, F. D. *J. Am. Chem. Soc.* **2013**, *135*, 14044.

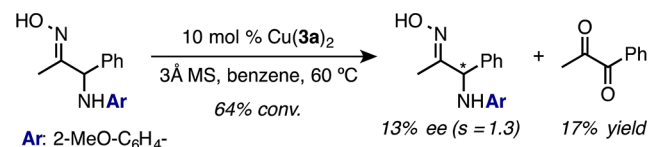
(13) Subjecting racemic **2n** to an analogous experiment gave enantioenriched **2n** with 21% conversion and 11% ee ( $s = 2.7$ ). In contrast, enantioselectivity for the larger iso-propyl substituted product (**2h**) did not vary with time (4 h, 94% ee; 8 h, 93% ee; 16 h 93% ee), suggesting that this more sterically demanding product was not subject to the kinetic resolution.

(14) The remaining mass balance of the reaction mixture consisted of a mixture of inseparable and unidentifiable products.

(15) Acid-catalyzed enantioselective reactions incorporating [1,5]-hydride shifts have been developed utilizing aniline moieties: (a) Mori, K.; Ehara, K.; Kurihara, K.; Akiyama, T. *J. Am. Chem. Soc.* **2011**, *133*,

6166. (b) He, Y.-P.; Du, Y.-L.; Luo, S.-W.; Gong, L.-Z. *Tetrahedron Lett.* **2011**, *52*, 7064. (c) Kang, Y. K.; Kim, S. M.; Kim, D. Y. *J. Am. Chem. Soc.* **2010**, *132*, 11847. For examples of phosphoric acid catalyzed pinacol and semipinacol rearrangements see: (d) Zhang, Q.-W.; Fan, C.-A.; Zhang, H.-J.; Tu, Y.-Q.; Zhao, Y.-M.; Gu, P.; Chen, Z. M. *Angew. Chem., Int. Ed.* **2009**, *48*, 8572. (e) Liang, T.; Zhang, Z.; Antilla, J. C. *Angew. Chem., Int. Ed.* **2010**, *49*, 9734.

(16) Further support for this mechanism is demonstrated with an analogous oxime substrate, albeit with diminished selectivity:



(17) For additional examples of chiral phosphoric acid-catalyzed reactions in which the products undergo further resolution see: (a) Enders, D.; Narine, A. A.; Tougoat, F.; Bisschops, T. *Angew. Chem., Int. Ed.* **2008**, *47*, 5661. (b) Akiyama, T.; Katoh, T.; Mori, K. *Angew. Chem., Int. Ed.* **2009**, *48*, 4226. (c) Mori, K.; Ichikawa, Y.; Kobayashi, M.; Shibata, Y.; Yamanaka, M.; Akiyama, T. *J. Am. Chem. Soc.* **2013**, *135*, 3964. (d) Sun, Z.; Winschel, G. A.; Zimmerman, P. M.; Nagorny, P. *Angew. Chem., Int. Ed.* **2014**, *53*, 11194.